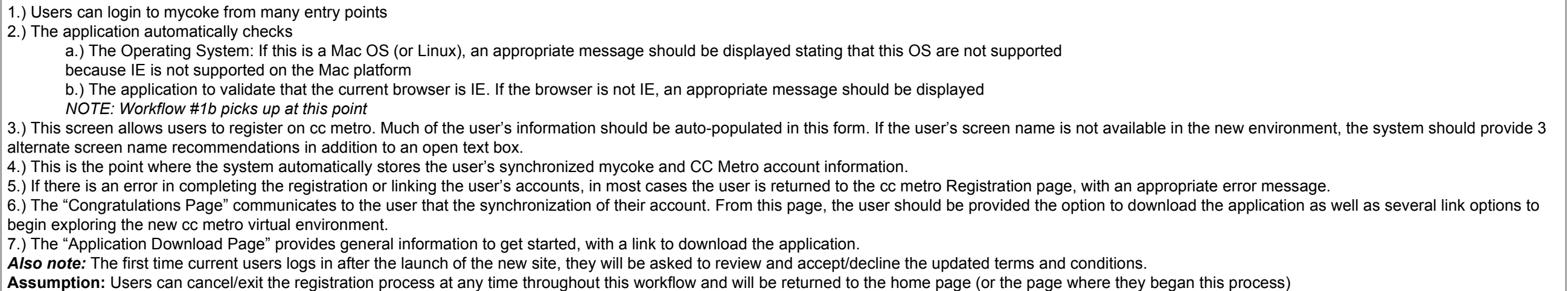


(If users are current members of There.com, they cannot link their accounts – and must create a new CC Metro account to access the new CC Metro branding/functionality)

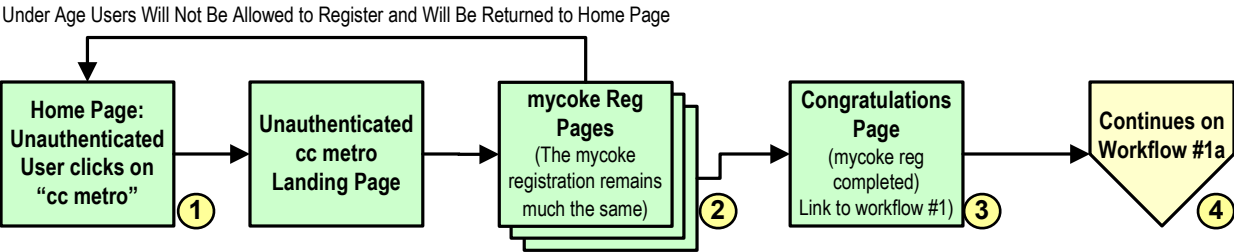
Last Updated: 10/24/2007



# High-Level Workflow

## Workflow #1b: Registered mycoke Users, NOT Eligible to Link to Their There.com Account

(If users are current members of There.com, they cannot link their accounts – and must create a new CC Metro account to access the new CC Metro branding/functionality)  
Last Updated: 10/24/2007



**Notes:**

- 1.) Users can register on mycoke from multiple pages
- 2.) The mycoke registration process uses existing mycoke registration/code. This registration will no longer contain “Screen name” but will now contain a check box to accept terms and conditions.
- 3.) This page congratulates the user for completing part of the registration process with a “Submit” button to continue the cc metro portion of the registration process. (This takes the user to Workflow #1a)
- 4.) As noted in #3 above, the user is taken to Item on Workflow #1a.

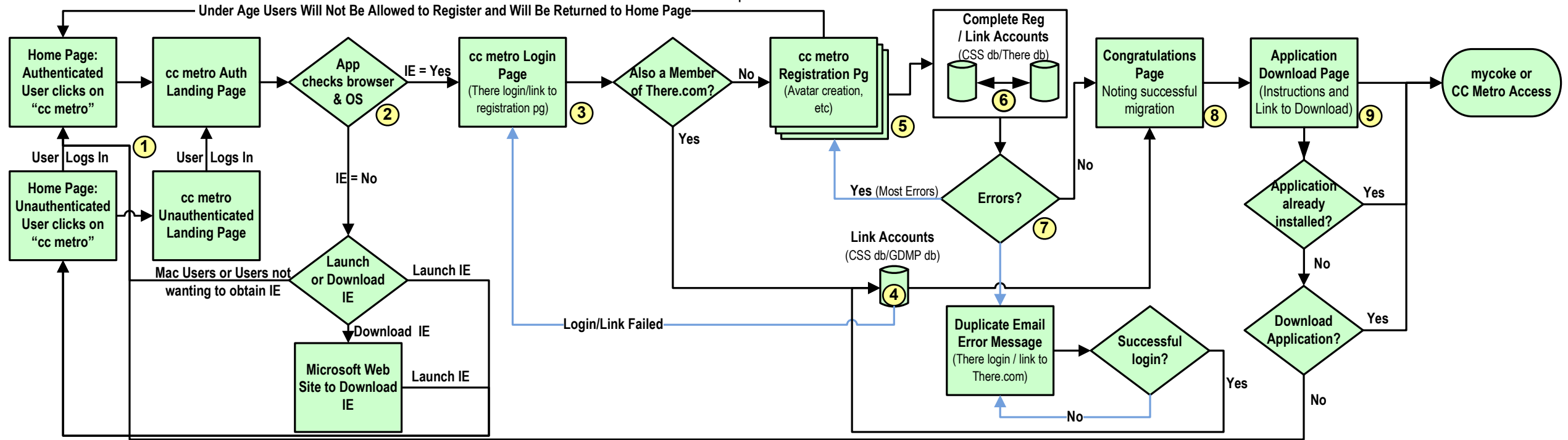
**Assumption:** Users can cancel/exit the registration process at any time throughout this workflow and will be returned to the home page (or the page where they began this process)

## High-Level Workflow

### Workflow #2: Registered mycoke Users, Who Are Eligible to Link Their There.com Account

(Users may or may not be current members of There.com)

Last Updated: 10/24/2007



#### Notes:

- 1.) Users can login to mycoke from many entry points
- 2.) The application automatically checks
  - a.) The Operating System: If this is a Mac OS (and possibly Linux?), an appropriate message should be displayed stating that this OS are not supported because IE is not supported on the Mac platform
  - b.) The application to validate that the current browser is IE. If the browser is not IE, an appropriate message should be displayed*NOTE: Workflow #2 picks up at this point*
- 3.) This screen allows users to register on cc metro; or if they are a current member of There.com, they may login by entering their There.com Avitar name and password.
- 4.) For users who are already members of both mycoke and There.com, the system will automatically synchronize the two accounts and migrates all information/assets (i.e. furni) to the CSS. This is accomplished by using the information from the existing mycoke user session and the There.com information provided by the user.
- 5.) "cc metro Registration Page" helps transition current mycoke users to the new cc metro environment. Much of the user's information should be auto-populated in this form. If the user's screen name is not available in the new environment, the system should provide 3 alternate screen name recommendations in addition to an open text box.
- 6.) This is the point where the system automatically stores the user's synchronized mycoke and There.com account information.
- 7.) If there is an error in completing the registration or linking the user's accounts, in most cases the user is returned to the cc metro Registration page, with an appropriate error message. If, however, the error is a duplicate email error the user is sent to a page that asks the user to try logging in again. If that fails, the user is sent to There.com to try resolve the issue, with a note to return to this page once resolved to complete the synchronization (link accounts) process. (Note: We must determine where on There the user should be sent if this issue cannot be resolved.)
- 8.) The "Congratulations Page" communicates to the user that the synchronization of their account and migration of all corresponding assets was successful. This page should reflect all of the mycoke assets that were successfully migrated to the CSS. From this page, the user should be provided the option to download the application as well as several link options to begin exploring the new cc metro virtual environment.
- 9.) The "Application Download Page" provides general information to get started, with a link to download the application.

**Also note:** The first time current users logs in after the launch of the new site, they will be asked to review and accept/decline the updated terms and conditions.

**Assumption:** Users can cancel/exit the registration process at any time throughout this workflow and will be returned to the home page (or the page where they began this process)